

29er North American Championships
KINGSTON YACHT CLUB--CORK SAIL KINGSTON

Results are final as of 16:18 on July 24, 2014

Gold Fleet




































Sailed: 6, Discards: 1, To count: 5, Entries: 25, Scoring system: Appendix A

Rank	SailNo	Skipper	Crew	Female	Youth	Nat	Nat	City	Numeric	Club	Q1	Q2	Q3	Q4	Q5	Q6	F1	F2	F3	F4	F5	QPoints	Total	Nett
1st	AUS4	Kurt Hansen	Harry Morton		Y	AUS		Belmont	4	BELMONT 16'S	1	1	1	2	(3.0)	3	1.0	3.0	(6.0)	1.0	1.0	2.0	14.0	8.0
2nd	ESP1787	Carla Munte	Marta Munte	F	Y	ESP		Sant Carles de	1787	CAMBRILS	2	1	1	3	(4.0)	1	4.0	5.0	9.0	11.0	(12.0)	1.0	42.0	30.0
3rd	CAN1050	Lloyd Lyall	Andrew Moreno		Y	CAN		Vancouver	1050	RVYC	3	4	(19.0)	8	9	10	5.0	(14.0)	3.0	9.0	9.0	13.0	53.0	39.0
4th	USA2251	Max Brill	Zach Malcolm		Y	USA		San Diego	2251	SYC/SDYC	4	3	6	(22.0)	2	1	13.0	1.0	(26.0 UFD)	16.0	8.0	5.0	69.0	43.0
5th	CAN1423	Rachel Spinelli	Ian Woodbury			CAN		Maple Ridge	1423	RVYC	2	3	7	(16.0)	8	9	9.0	16.0	4.0	3.0	(26.0 DNF.)	11.0	69.0	43.0
6th	GBR2291	Ruth Allan	Alice Masterman	F		GBR		Hampshire	2291	ESC	(16.0)	8	3	11	7	7	3.0	12.0	8.0	6.0	(13.0)	14.0	56.0	43.0
7th	HKG2244	Yann d'Argenlieu	Nathan Bradley		Y	HKG		Hong kong	2244	ABC	6	4	(10.0)	7	5	5	7.0	(17.0)	11.0	12.0	3.0	10.0	60.0	43.0
8th	GBR 23	Mimi El-Khazindar	Ben Batten		Y	GBR		Lymington	23	RLYC/LTSC	4	5	4	4	1	(8.0)	14.0	(22.0)	22.0	2.0	2.0	7.0	69.0	47.0
9th	ARG1884	Ignacio Varisco	Nicolas Peirano			ARG		Buenos Aires	1884	C.V.B	(11.0 S10%)	2	4	3	4	2	11.0	2.0	14.0	21.0	(26.0 DNF.)	4.0	78.0	52.0
10th	CAN226	Ryan Wood	Andrew Wood		Y	CAN		West Vancouver	226	RVYC	6	2	5	1	1	(10.0)	19.0	20.0	(23.0)	5.0	5.0	3.0	75.0	52.0
11th	NZL416	James Wilson	Oscar Gunn		Y	NZL		Auckland	416	MBSC	15	9	9	20.0 RDG	8.0 RDG	(24.0 RDG)	(23.0)	4.0	5.0	15.0	7.0	22.0	76.0	53.0
12th	USA2190	Jacob Rosenberg	Rhodes Garner		Y	USA		Huntington Beach	2190	ABYC/NHYC	11	8	14	13	10	(17.0)	(16.0)	8.0	1.0	10.0	14.0	21.0	70.0	54.0
13th	GBR2025	Matt venables	Curtis means		Y	GBR		Birmingham	2025	SUTTON	(10.0)	6	7	10	8	8	10.0	7.0	(16.0)	8.0	15.0	16.0	72.0	56.0
14th	AUS2315	Liam Seagreen	Cameron Seagreen		Y	AUS		Perth	2315	RFBYC	5	10	3	(14.0)	2	11	12.0	(21.0)	10.0	14.0	10.0	12.0	79.0	58.0
15th	USA1131	Sean Brennan	Pere Puig		Y	USA		Miami	1131		13	15	(18.0)	5	3	3	2.0	25.0	20.0	4.0	(26.0 DNF.)	15.0	92.0	66.0
16th	CAN677	Josh Davis	Scott Davis			CAN		Victoria	677	ROYAL VIC YC	20	7	13	9	13	(24.0)	(22.0)	9.0	17.0	13.0	4.0	23.0	88.0	66.0
17th	GBR18	Owen Bowerman	Morgan Peach		Y	GBR			18	HISC-RTYC	1	(13.0)	5	2	6	6	8.0	23.0	2.0	(26.0 UFD)	26.0 DNF.	8.0	93.0	67.0
18th	CAN1077	Emily Merry	Max Flinn			CAN		Oakville	1077	RNSYS	10	7	(15.0)	13	6	6	6.0	15.0	12.0	22.0	(26.0 DNF.)	17.0	98.0	72.0
19th	GBR2235	Charlotte Hooper	Katie Dabson	F	Y	GBR		Burnham-on-Crou	2235	RBYC	3	(11.0)	2	1	5	5	21.0	(24.0)	13.0	20.0	16.0	6.0	100.0	76.0
20th	ESP16	Tania Bonilla	Marc Chapon			ESP		Cabrera de Mar	16	CN el Balis	(8.0)	6	2	6	7	4	15.0	10.0	(26.0 DSQ)	18.0	26.0 BFD	9.0	104.0	78.0
21st	USA2311	Sam Merson	Ian Brill		Y	USA		Rancho Santa fe	2311	MBYC	(15.0)	12	15	7	15	4	17.0	11.0	15.0	(23.0)	17.0	18.0	101.0	78.0
22nd	USA1048	Neil Marcellini	Robbie Englehart		Y	USA		Lafayette	1048	RYC	(17.0)	10	6	17	14	16	18.0	19.0	(21.0)	7.0	11.0	24.0	100.0	79.0
23rd	USA11	Alie Toppa	Liza Toppa	F	Y	USA		Fort Lauderdale	11	LYC	(25.0)	20	17	6	11	2	25.0	6.0	7.0	24.0	(26.0 DNF.)	20.0	108.0	82.0
24th	GBR2027	Rob Loveridge	Emma Loveridge		Y	GBR		Stratford upon	2027	DRAYCOTE WATER	9	13	14	16	11	(23.0)	(20.0)	18.0	19.0	17.0	6.0	25.0	105.0	85.0
25th	USA1845	Adele Whitmyer	Katie Kelley	F		USA		Stamford	1845	NYC	8	5	21	8	(22.0)	12	24.0	13.0	18.0	19.0	(26.0 DNF.)	19.0	119.0	93.0

Silver Fleet

Sailed: 4, Discards: 0, To count: 4, Entries: 44, Scoring system: Appendix A

Rank	SailNo	Skipper	Crew	Female	Youth	Nat	Nat	City	Numeric	Club	Q1	Q2	Q3	Q4	Q5	Q6	F1	F2	F3	QPoints	Total	Nett
1st	GBR2045	Gillies Munro	Daniel Harris		Y	GBR		Forres	2045	RFYC	12	20	(28.0)	11	17	9	3.0	3.0	2.0	2.0	10.0	10.0
2nd	GBR1784	James Grummett	Daniel Budden		Y	GBR		Clietheroe	1784	BURWAIN SC	19	12	11	(24.0)	21	19	2.0	1.0	1.0	10.0	14.0	14.0
3rd	GBR2117	Ed Connellan	Matthew Rhodes			GBR		Brigstock	2117	RUTLAND	(28.0)	14	12	19	12	14	4.0	2.0	9.0	3.0	18.0	18.0
4th	HKG2165	Ferdinand Heldman	Leonardo Giustiniani		Y	HKG		Hong Kong	2165	RHKYC	17	16	18	(21.0)	15	13	11.0	5.0	6.0	8.0	30.0	30.0
5th	USA1418	Shane Riera	Wade Waddell			USA		Palm Beach Gard	1418	CRYC/MYC	14	18	21	5	(36.0 UFD)	7	13.0	15.0	5.0	1.0	34.0	34.0
6th	USA1998	Michael Sabourin	Wells Drayton		Y	USA		Newport Beach	1998	NHYC	16	23	25	(36.0 BFD)	19	22	5.0	6.0	11.0	22.0	44.0	44.0
7th	USA219	Michael Pacholski	Haydon Stapleton		Y	USA		Santa Cruz	219	SCYC	(26.0)	14	12	26	18	17	16.0	7.0	7.0	16.0	46.0	46.0
8th	CAN2155	Jean-Matthieu Bolland	Ben Strickland			CAN			2155	KYC	24	21	8	10	24	(29.0)	9.0	11.0	12.0	15.0	47.0	47.0
9th	CAN1264	Joseph Gustafson	Elmeri Hakkinen		Y	CAN		Vancouver	1264	RVYC	22	17	(36.0 OCS)	12	18	14	10.0	9.0	17.0	13.0	49.0	49.0

10th	GBR1220	Barnaby Blackstone	Hugh Ward	Y	GBR		Epsom	1220	HISC	14	(36.0 UFD)	31	28	36.0 UFD	18	6.0	12.0	4.0	31.0	53.0	53.0	
11th	USA293	Kate Shaner	Alexander Tong		USA		Seattle	293	SYC	19		9	(20.0)	19	16	13	18.0	14.0	19.0	6.0	57.0	57.0
12th	CAN1474	Frederique Tougas	Cameron Sawyer		CAN			1474		21		22	16	(25.0)	16	20	28.0	8.0	3.0	19.0	58.0	58.0
13th	CAN1813	Vladimir Estoup	Breno Osthoff	Y	CAN		North Vancouver	1813	RVYC	18		18	(30.0)	15	10	21	29.0	16.0	8.0	9.0	62.0	62.0
14th	USA1471	Alex Palfrey	Dan Goldman		USA		Duxbury	1471	DYC	(21.0)	19	13	15	13	12	22.0	23.0	16.0	4.0	65.0	65.0	
15th	CAN1260	Henry Lockyer	Riley Timmins	Y	CAN		Halifax	1260	RNSYS	11		11	(36.0 OCS)	18	23	26	26.0	10.0	13.0	17.0	66.0	66.0
16th	CAN654	Aleks Vagners	Jeremy Korb		CAN		Toronto	654	RCYC	18		21	23	(29.0)	29	25	7.0	20.0	23.0	26.0	76.0	76.0
17th	CAN1095	Morgan Morash	Riley Morash		CAN		Timberlea	1095	RNSYS	22	(27.0)	19	20	22	27	17.0	17.0	20.0	24.0	78.0	78.0	
18th	CAN2189	Stephane Vinet	Sophie-Andree Vinet	Y	CAN		Montreal	2189	RSLYC	7		22	10	21	(25.0)	16	30.0	21.0	25.0	5.0	81.0	81.0
19th	HKG2245	Matthew Wright	Russell Aylsworth	Y	HKG		Hong Kong	2245	ABC	(29.0)	26	29	24	21	21	20.0	18.0	15.0	28.0	81.0	81.0	
20th	CAN1451	Virginie Corbeil	Florence Delhaes	F	CAN		Montreal	1451	KYC/CVL	27		25	27	(30.0)	28	23	23.0	13.0	14.0	33.0	83.0	83.0
21st	GER2260	Brian Higgins	Tomas Di Luciano	Y	GER			2260		(36.0 DNC)	36.0 DNC	36.0 DNC	9	17	36.0 UFD	1.0	4.0	45.0 DNS	36.0	86.0	86.0	
22nd	GER1599	Clara Kramer	Paul Kramer	Y	GER		Munich	1599	SVOS	28		30	11	(33.0)	27	20	21.0	22.0	18.0	25.0	86.0	86.0
23rd	USA1995	Scott Mais	John Horton	Y	USA		Newport Beach	1995	NHYC	5	(25.0)	20	23	20	15	12.0	26.0	45.0 DNF	11.0	94.0	94.0	
24th	CHN2194	Nana Hu	Yineng Huang	F	CHN		Shanghai	2194	SYC	31		19	23	17	12	(36.0 UFD)	15.0	35.0	27.0	21.0	98.0	98.0
25th	CAN1123	Tara Yuen	Connor Rupnow	Y	CAN		Vancouver	1123	RVYC	12	(26.0)	16	22	14	22	25.0	30.0	30.0	14.0	99.0	99.0	
26th	CAN658	Robert Morris	Anthony Lowther		CAN		Montreal	658	SCYC	31		27	(36.0 OCS)	25	30	19	31.0	31.0	10.0	35.0	107.0	107.0
27th	CAN1439	Christina Black	Naomi Flanagan	F	Y	CAN		Kingston	1439	KYC	20	23	(36.0 OCS)	20	29	29	34.0	25.0	24.0	27.0	110.0	110.0
28th	CAN454	Calum Macdonald	Matthew Yee	Y	CAN		Vancouver	454	RVYC	9		17	(22.0)	18	20	15	14.0	45.0 RET	45.0 DNC	7.0	111.0	111.0
29th	HKG1951	Henry Salmon	Amyeric Gillard	Y	HKG		Hong Kong	1951	RHKYC	(36.0 DNC)	36.0 DNC	36.0 DNC	28	32	32	19.0	27.0	22.0	44.0	112.0	112.0	
30th	HKG2166	Florence Ella Manzoni	Scarlett Megan Manzoni	F	Y	HKG		Hong Kong	2166	RHYKC	23	16	8	29	(36.0 DNS)	18	36.0	34.0	28.0	18.0	116.0	116.0
31st	GBR2174	Tilly James	Robbie Robinson		GBR		Plymouth	2174	NEW QUAY YC	(36.0 DNC)	36.0 DNC	36.0 DNC	4	9	11	8.0	45.0 DNC	45.0 DNC	20.0	118.0	118.0	
32nd	GBR1258	Hatty Ward	Andrew Person	Y	GBR		Newport Beach	1258	NHYC	23		24	24	(30.0)	24	28	24.0	19.0	45.0 DSQ	30.0	118.0	118.0
33rd	CAN1440	Sam Thompson	Max Wood		CAN		Oakville	1440	KYC	30	(36.0 UFD)	26	31	26	30	37.0	24.0	21.0	39.0	121.0	121.0	
34th	CAN1463	Eric Lyall	Robbie Tulip	Y	CAN		Vancouver	1463	RVYC	13		15	9	27	19	(36.0 UFD)	39.0	28.0	45.0 DNF.	12.0	124.0	124.0
35th	CAN453	Spencer Powell	Jordan Spears	Y	CAN		Toronto	453	RCYC	27	(29.0)	22	23	25	26	45.0 DNS	36.0	29.0	29.0	139.0	139.0	
36th	CAN813	Craig Hamilton	Jack Trim	Y	CAN		Hamilton	813	RHYC	(34.0)	32	33	33	28	33	36.0 S10%	29.0	32.0	43.0	140.0	140.0	
37th	CAN1450	Freja Frykman	Astrid Frykman	F	Y	CAN		Vancouver	1450	RVYC	25	29	17	12	27	(36.0 DSQ)	45.0 BFD	45.0 DNS	31.0	23.0	144.0	144.0
38th	CAN258	Jill Eisener	David Kagan		CAN		Waterdown	258	KYC	32		28	(36.0 OCS)	27	30	25	40.0	32.0	36.0 RDGb	38.0	146.0	146.0
39th	HKG2164	Clara Krantz	Freya Damton	F	Y	HKG		Hong Kong	2164	RHKYC	(32.0)	28	32	26	26	24	41.0	45.0 DNF.	26.0	37.0	149.0	149.0
40th	CAN414	Ian Donaldson	Aaron Strahle	Y	CAN			414	RCYC	24		24	(36.0 OCS)	32	23	27	31.0 S10%	45.0 DNF.	45.0 DNF.	32.0	153.0	153.0
41st	CAN1420	Ryan Smith	Owen Dunkley	Y	CAN		Caledonia	1420	RNSYS	26		32	24	(34.0)	33	31	35.0	33.0	45.0 DNF	40.0	153.0	153.0
42nd	CAN246	Alex Koschate	Reece Pillinger		CAN		Burlington	246	BHYC	33		31	(36.0 DNF)	32	31	28	33.0	45.0 DNF.	45.0 DNS	42.0	165.0	165.0
43rd	CAN1461	Joshua Yale	Michael Lynch	Y	CAN		Toronto	1461	RCYC	30		31	25	14	31	(34.0)	45.0 DNF.	45.0 DNF.	45.0 DNF.	34.0	169.0	169.0
44th	CAN827	Ryan Wynott	Julian Retzlaff		CAN		Toronto	827	RCYC	29		30	26	31	(32.0)	30	38.0	45.0 DNF.	45.0 DNF.	41.0	169.0	169.0

BFD = Black Flag RDGb = Redress average points before S10% and S20% = Scoring Penalty UFD = U Flag

Sailwave Scoring Software 2.16.7

www.kingstonyachtclub.comwww.sailwave.com