



# 2014 29er World Championship

## CORK
























Results as of 15:33 on July 30, 2014

### Overall

Sailed: 10, Discards: 2, To count: 8, Entries: 101, Scoring system: Appendix A

Rank	SailNo	HelmName	CrewName	Nat	City	Youth	Female	Q1	Q2	Q3	Q4	Q5	Q6	Q7	Q8	Q9	Q10	Total	Nett
1st	FRA13	<a href="#">Brice Yrieix</a>	Loic Ficher-Guillou		St Philibert	Y		1.0	2.0	3.0	2.0	3.0	1.0	(15.0)	1.0	1.0	(8.0)	37.0	14.0
2nd	AUS4	<a href="#">Kurt Hansen</a>	Harry Morton		Davistown	Y		1.0	1.0	1.0	1.0	3.0	5.0	(8.0)	3.0	(8.0)	1.0	32.0	16.0
3rd	NZL2269	<a href="#">Micah Wilkinson</a>	Jack Rogers		Cambridge	Y		5.0	(17.0 A30%)	4.0	2.0	1.0	8.0	1.0	1.0	1.0	(9.0)	49.0	23.0
4th	ESP16	Tania Bonilla	Marc Chapon		Cabrera De Mar			3.0	3.0	4.0	3.0	11.0	5.0	1.0	(20.0)	2.0	(12.0)	64.0	32.0
5th	AUS6	<a href="#">Jim Colley</a>	Shaun Connor		Avalon	Y		3.0	3.0	2.0	(52.0 OCS)	7.0	9.0	5.0	9.0	(16.0)	2.0	108.0	40.0
6th	USA19	<a href="#">Zack Downing</a>	Riley Gibbs		Leucadia			6.0	10.0	2.0	1.0	5.0	9.0	(12.0)	4.0	(14.0)	4.0	67.0	41.0
7th	GBR2045	<a href="#">Gillies Munro</a>	Daniel Harris		Forres	Y		13.0	1.0	(52.0 BFD)	(52.0 UFD)	13.0	1.0	4.0	7.0	9.0	7.0	159.0	55.0
8th	GER14	<a href="#">Jasper Steffens</a>	Tom Lennart Brauckmann		Kiel	Y		(52.0 UFD)	5.0	11.0	5.0	7.0	3.0	5.0	8.0	11.0	(15.0)	122.0	55.0
9th	SLO15	<a href="#">Peter Lin Janezic</a>	Anze Podlogar		Ljubljana	Y		2.0	4.0	6.0	11.0	(52.0 OCS)	12.0	7.0	10.0	7.0	(13.0)	124.0	59.0
10th	GER1857	<a href="#">Hinnerk Siemsen</a>	S'ren Brandt		Eckernf'rde	Y		2.0	4.0	5.0	11.0	15.0	10.0	(23.0)	5.0	8.0	(23.0)	106.0	60.0
11th	GER2260	<a href="#">Jost Lindemann</a>	Lukasz Schaeper		Hamburg	Y		11.0	5.0	3.0	5.0	19.0	(20.0)	2.0	2.0	15.0	(27.0)	109.0	62.0
12th	GBR23	<a href="#">Mimi El-Khazindar</a>	Ben Batten		Lymington	Y		6.0	11.0	7.0	13.0	8.0	6.0	10.0	(17.0)	3.0	(20.0)	101.0	64.0
13th	FRA2176	Gwendal	Pierre Tytgat		Gu,rande	Y		10.0	(17.0)	12.0	14.0	1.0	2.0	17.0	4.0	(27.0)	5.0	109.0	65.0

		Nael																	
14th	GBR18	Owen Bowerman	Morgan Peach		Havant	Y		(52.0 DNC)	6.0	7.0	(52.0 UFD)	2.0	21.0	6.0	6.0	4.0	13.0	169.0	65.0
15th	GER2159	<a href="#">Jacob Clasen</a>	Luke Willim		Wedel	Y		12.0	(21.0)	11.0	6.0	8.0	6.0	(17.0)	12.0	2.0	12.0	107.0	69.0
16th	USA928	Romain Screve	Antoine Screve		Ross			14.0	14.0	(16.0)	(19.0)	6.0	12.0	2.0	6.0	6.0	11.0	106.0	71.0
17th	GBR1784	<a href="#">James Grummett</a>	Daniel Budden		Clitheroe	Y		9.0	8.0	1.0	7.0	(19.0)	(21.0)	16.0	14.0	17.0	3.0	115.0	75.0
18th	HKG2244	Yann D'Argenlieu	Nathan Bradley		Hong Kong	Y		(52.0 OCS)	14.0	16.0	12.0	2.0	4.0	6.0	18.0	(19.0)	3.0	146.0	75.0
19th	CAN2004	<a href="#">Ryan Wood</a>	Andrew Wood		West Vancouver	Y		15.0	16.0	14.0	4.0	9.0	2.0	11.0	(19.0)	5.0	(38.0)	133.0	76.0
20th	ARG1800	Tomas Di Luciano	Brian Higgins		San Fernando	Y		9.0	8.0	(25.0)	4.0	20.0	7.0	13.0	10.0	5.0	(21.0)	122.0	76.0
21st	GER1898	<a href="#">Paul Farien</a>	Mirco Kl"sel		Bordesholm	Y		7.0	9.0	9.0	(17.0)	11.0	13.0	(15.0)	9.0	13.0	5.0	108.0	76.0
22nd	GBR2117	<a href="#">Ed Connellan</a>	Matthew Rhodes		Brigstock			4.0	13.0	13.0	7.0	14.0	17.0	3.0	8.0	(22.0)	(22.0)	123.0	79.0
23rd	USA1131	<a href="#">Sean Brennan</a>	Pere Puig		Miami	Y		8.0	15.0	8.0	15.0	(35.0)	11.0	3.0	15.0	(17.0)	4.0	131.0	79.0
24th	GBR2025	Matt Venables	Curtis Mearns		Birmingham	Y		14.0	(22.0)	8.0	3.0	15.0	(30.0)	12.0	19.0	4.0	6.0	133.0	81.0
25th	NED2227	Cas Van Dongen	Daniel Bramervaer		Abcoude			7.0	7.0	22.0	(24.0)	13.0	3.0	14.0	5.0	10.0	(24.0)	129.0	81.0
26th	ARG1884	<a href="#">Ignacio Varisco</a>	Nicolas Peirano Prat		San Isidro			10.0	13.0	(19.0)	14.0	(38.0)	14.0	7.0	2.0	7.0	16.0	140.0	83.0
27th	AUS2261	Ezra Pritchard	Tom Siganto		Runaway Bay, Gold Coast	Y		12.0	9.0	13.0	(17.0)	(23.0)	11.0	16.0	7.0	9.0	8.0	125.0	85.0
28th	USA2251	<a href="#">Max Brill</a>	Zach Malcolm		San Diego	Y		21.0	7.0	19.0	(22.0)	4.0	4.0	11.0	12.0	(41.0)	11.0	152.0	89.0
29th	GBR2174	<a href="#">Tilly James</a>	Robbie Robinson		Claverdon			18.0	(30.0 A30%)	14.0	16.0	5.0	(26.0)	4.0	14.0	21.0	2.0	150.0	94.0
30th	GER2180	<a href="#">Max Stingele</a>	Julius David		Kiel	Y		5.0	19.0	15.0	9.0	29.0	8.0	(52.0 DSQ)	3.0	10.0	(35.0)	185.0	98.0
31st	GBR2027	<a href="#">Rob Loveridge</a>	Emma Loveridge		Stratford-On-Avon	Y		4.0	(25.0)	5.0	8.0	18.0	16.0	10.0	16.0	(34.0)	21.0	157.0	98.0

32nd	GBR2291	Ruth Allan	Alice Masterman		Hants		F	16.0	10.0	(20.0)	9.0	12.0	15.0	9.0	(23.0)	12.0	17.0	143.0	100.0
33rd	NZL416	James Wilson	Oscar Gunn		Auckland	Y		8.0	(25.0)	18.0	18.0	12.0	10.0	(36.0)	25.0	3.0	10.0	165.0	104.0
34th	HKG2165	<a href="#">Ferdinand Heldman</a>	Leonardo Giustniani		Hong Kong	Y		11.0	12.0	9.0	10.0	(38.0)	18.0	18.0	(26.0)	13.0	17.0	172.0	108.0
35th	USA2190	Jacob Rosenberg	Rhodes Garner		Huntington Beach	Y		13.0	6.0	17.0	8.0	(35.0)	19.0	9.0	21.0	(33.0)	16.0	177.0	109.0
36th	CAN1423	Rachel Spinelli	Ian Woodbury		Maple Ridge			15.0	12.0	6.0	(30.0)	17.0	20.0	(27.0)	21.0	18.0	1.0	167.0	110.0
37th	USA11	Nicolas Muller	Ian Macdiarmid		Fort Pierce	Y		(52.0 DNC)	16.0	10.0	10.0	21.0	(31.0)	8.0	16.0	12.0	20.0	196.0	113.0
38th	CAN1260	Henry Lockyer	Riley Timmins		Halifax	Y		(26.0)	22.0	10.0	16.0	(30.0)	25.0	22.0	15.0	6.0	15.0	187.0	131.0
39th	USA1998	Michael Sabourin	Wells Drayton		Newport Beach	Y		(33.0)	23.0	12.0	23.0	9.0	7.0	26.0	28.0	(36.0)	18.0	215.0	146.0
40th	GER2106	Laura Block	Moritz Block		Strande	Y		16.0	21.0	(23.0)	21.0	14.0	17.0	18.0	(24.0)	21.0	19.0	194.0	147.0
41st	AUS2315	Liam Seagreen	Cameron Seagreen		Peppermint Grove	Y		(52.0 UFD)	17.0	20.0	(52.0 UFD)	17.0	14.0	28.0	29.0	16.0	9.0	254.0	150.0
42nd	GBR2235	<a href="#">Charlotte Hooper</a>	Katie Dabson		Burnham-On-Crouch	Y	F	(52.0 UFD)	35.0	33.0	22.0	18.0	(47.0)	13.0	11.0	15.0	7.0	253.0	154.0
43rd	CAN1442	Emily Merry	Max Flinn		Halifax			19.0	(30.0)	(34.0)	20.0	4.0	22.0	28.0	20.0	23.0	19.0	219.0	155.0
44th	GBR1220	Barnaby Blackstone	Hugh Ward		Free Heath	Y		23.0	27.0	18.0	6.0	(44.0)	23.0	14.0	13.0	31.0	(32.0)	231.0	155.0
45th	CAN2155	Jean-Matthieu Bolland	Benjamin Strickland		Toronto			25.0 10%	24.0	15.0	19.0	(33.0)	(45.0)	24.0	17.0	26.0	6.0	234.0	156.0
46th	USA1418	<a href="#">Shane Riera</a>	Wade Waddell		Miami	Y		21.0	11.0	(31.0)	25.0	(37.0)	28.0	19.0	11.0	20.0	25.0	228.0	160.0
47th	USA1048	<a href="#">Neil Marcellini</a>	Robbie Englehart		Lafayette	Y		(28.0)	(29.0)	21.0	13.0	25.0	16.0	20.0	23.0	24.0	23.0	222.0	165.0
48th	GER2097	<a href="#">Manuel Wunderle</a>	Felix Wieland		Starnberg	Y		(52.0 UFD)	18.0	17.0	12.0	25.0	19.0	21.0	(52.0 UFD)	23.0	39.0	278.0	174.0
49th	GER1970	<a href="#">Gesa Bornemann</a>	Anisah Schuchmann		Weener	Y	F	(32.0)	20.0	30.0	29.0	16.0	(32.0)	26.0	27.0	14.0	14.0	240.0	176.0
50th	USA219	Michael Pacholski	Haydon Stapleton		Santa Cruz			20.0	20.0	23.0	15.0	26.0	(31.0)	22.0	(52.0 UFD)	20.0	30.0	259.0	176.0

51st	ESP1787	Carla Munte	Marta Munte		Sant Carles De La Rapita	Y	F	20.0	26.0	(52.0 RET)	(52.0 DNC)	16.0	28.0	19.0	31.0	27.0	18.0	289.0	185.0
52nd	CAN2293	Lloyd Lyall	Andrew Moreno		Vancouver	Y		(33.0)	27.0	(30.0)	24.0	24.0	27.0	30.0	27.0	24.0	10.0	256.0	193.0
53rd	GBR1258	Hatty Ward	Andrew Person		Epsom	Y		(52.0 TLE)	18.0	28.0	26.0	(52.0 OCS)	24.0	25.0	13.0	31.0	28.0	297.0	193.0
54th	CAN1813	Vladimir Estoup	Breno Osthoff		North Vancouver			17.0	19.0	26.0	21.0	(33.0)	32.0	24.0	30.0	(39.0)	28.0	269.0	197.0
55th	USA1471	<a href="#">Alex Palfrey</a>	Daniel Goldman		Duxbury			29.0	34.0	22.0	20.0	10.0	33.0	(39.0)	(35.0)	19.0	34.0	275.0	201.0
56th	GER2257	<a href="#">Alex Baumann</a>	Felix Baumann		Detmold	Y		25.0	(36.0)	24.0	32.0	36.0	(38.0)	20.0	25.0	18.0	22.0	276.0	202.0
57th	CAN1095	Morgan Morash	Riley Morash		Timberlea			22.0	29.0	21.0	27.0	31.0	(38.0)	21.0	(37.0)	22.0	29.0	277.0	202.0
58th	CAN2189	Stephane Vinet	Sophie-Andree Vinet		Montreal	Y		30.0	31.0	33.0	(34.0)	27.0	22.0	27.0	(36.0)	11.0	30.0	281.0	211.0
59th	USA293	<a href="#">Kate Shaner</a>	Alexander Tong		Kirkland			30.0	28.0	(35.0)	26.0	(43.0)	23.0	34.0	18.0	26.0	27.0	290.0	212.0
60th	CAN1474	Frederique Tougas	Cameron Sawyer		Saint-Sauveur			22.0	32.0	27.0	18.0	36.0	(41.0)	29.0	22.0	35.0	(37.0)	299.0	221.0
61st	USA2311	Samuel Merson	Ian Brill		Rancho Santa Fe	Y		31.0	(35.0)	34.0	31.0	6.0	29.0	(35.0)	33.0	32.0	26.0	292.0	222.0
62nd	CAN1123	Tara Yuen	Connor Rupnow		Vancouver	Y		32.0	(52.0 TLE)	(52.0 DNC)	25.0	22.0	18.0	42.0	32.0	25.0	29.0	329.0	225.0
63rd	CAN1453	<a href="#">Linor Berezin</a>	Katherine Mcewen		Thornhill		F	(52.0 DNC)	26.0	24.0	23.0	30.0	26.0	29.0	36.0	(45.0)	32.0	323.0	226.0
64th	IND663	<a href="#">Varsha Gautham</a>	Aishwarya Nedunchezhiyan		Chennai	Y	F	26.0	30.0	(35.0)	(40.0)	10.0	34.0	30.0	30.0	34.0	35.0	304.0	229.0
65th	GER1861	Theresa Blumroth	Maria Berking		Flensburg	Y	F	28.0	(33.0)	32.0	33.0	32.0	15.0	33.0	24.0	32.0	(39.0)	301.0	229.0
66th	CAN454	<a href="#">Calum Macdonald</a>	Matthew Yee		Vancouver	Y		31.0	33.0	28.0	34.0	29.0	33.0	37.0	(38.0)	(40.0)	14.0	317.0	239.0
67th	CAN1264	<a href="#">Joseph Gustafson</a>	Elmeri Hakkinen		Vancouver	Y		(52.0 TLE)	31.0	39.0	27.0	20.0	39.0	(40.0)	32.0	28.0	25.0	333.0	241.0
68th	CAN1451	<a href="#">Virginie Corbeil</a>	Florence Delhaes		Laval		F	27.0	24.0	29.0	31.0	(43.0)	30.0	31.0	33.0	36.0	(44.0)	328.0	241.0
69th	CAN1475	<a href="#">Ben</a>	Spencer O'Brien		Burlington			25.0	23.0	27.0	28.0	(41.0)	(40.0)	33.0	37.0	37.0	33.0	324.0	243.0

		<a href="#">Gravelle</a>																		
70th	GER2008	<a href="#">Christian Schenk</a>	Felix Reinbott		Wagh„usel	Y		23.0	(52.0 TLE)	29.0	35.0	28.0	36.0	25.0	(52.0 DNS)	33.0	38.0	351.0	247.0	
71st	HKG1951	<a href="#">Henry Salmon</a>	Aymeric Gillard		Deep Water Bay	Y		18.0	(52.0 BFD)	32.0	28.0	42.0	29.0	32.0	28.0	39.0	(48.0)	348.0	248.0	
72nd	AUS1851	<a href="#">Chelsea Connor</a>	Georgia Tuckey		Sydney	Y	F	29.0	(52.0 DNC)	(52.0 DNC)	52.0 DNC	40.0	13.0	23.0	38.0	28.0	26.0	353.0	249.0	
73rd	USA1845	<a href="#">Adele Whitmyer</a>	Katie Kelley		Stamford		F	(52.0 TLE)	(52.0 DNC)	31.0	32.0	21.0	24.0	41.0	41.0	30.0	33.0	357.0	253.0	
74th	CAN1463	Eric Lyall	Edward Coleman		Vancouver	Y		(52.0 TLE)	40.0	(52.0 BFD)	36.0	32.0	37.0	34.0	26.0	25.0	34.0	368.0	264.0	
75th	CHN2194	<a href="#">Nana Hu</a>	Yineng Huang		Shanghai		F	34.0	34.0	26.0	(52.0 DNC)	34.0	(52.0 DNC)	38.0	29.0	41.0	36.0	376.0	272.0	
76th	GBR658	<a href="#">Robert Morris</a>	Anthony Lowther		Holt			17.0	37.0	25.0	30.0	(44.0)	44.0	41.0	43.0 RDG r	(52.0 10%)	37.0	370.0	274.0	
77th	CAN1440	<a href="#">Sam Thompson</a>	Max Wood-Westenberg		Oakville			24.0	38.0	36.0	39.0 10%	(40.0)	39.0	36.0	35.0	29.0	(44.0)	360.0	276.0	
78th	GER915	<a href="#">Bennet Steffens</a>	Safia Schuchmann		Kiel	Y		(52.0 DNC)	39.0	37.0	(52.0 DNC)	23.0	35.0	45.0	34.0	29.0	36.0	382.0	278.0	
79th	USA1995	<a href="#">Scott Mais</a>	John Horton		Balboa	Y		(52.0 TLE)	(52.0 DNC)	52.0 DNC	37.0	31.0	25.0	44.0	22.0	30.0	40.0	385.0	281.0	
80th	CAN654	Aleks Vagners	Jeremy Korb		Toronto			27.0	28.0	(52.0 DNC)	29.0	41.0	(52.0 DNC)	32.0	41.0	43.0	40.0	385.0	281.0	
81st	HKG2245	Matthew Wright	Russell Aylsworth		Hong Kong	Y		(52.0 TLE)	(52.0 DNC)	52.0 DNC	38.0	22.0	34.0	38.0	34.0	43.0	24.0	389.0	285.0	
82nd	USA2186	Alie Toppa	Liza Toppa		Fort Lauderdale	Y	F	(52.0 TLE)	(52.0 DNC)	52.0 DNC	38.0	27.0	27.0	35.0	31.0	38.0	41.0	393.0	289.0	
83rd	CAN246	<a href="#">Alex Koschate</a>	Reece Pillinger		Burlington	Y		(52.0 TLE)	32.0	(52.0 TLE)	36.0	45.0	40.0	31.0	40.0	48.0	45.0	421.0	317.0	
84th	CAN626	Peter Ehvert	Emily Mcilquham		Toronto			24.0	(52.0 TLE)	36.0	37.0	47.0	41.0	51.0	(52.0 DNC)	42.0	45.0	427.0	323.0	
85th	CAN1439	<a href="#">Christina Black</a>	Naomi Flanagan		Kingston	Y	F	(52.0 TLE)	41.0	(52.0 BFD)	35.0	37.0	42.0	37.0	44.0	47.0	46.0	433.0	329.0	
86th	CAN1420	<a href="#">Ryan Smith</a>	Owen Dunkley		Caledonia	Y		(52.0 TLE)	(52.0 TLE)	37.0	39.0	42.0	35.0	52.0 TLE	39.0	45.0	42.0	435.0	331.0	
87th	CAN453	<a href="#">Spencer</a>	Jordan Spears		Toronto	Y		(52.0)	(52.0)	52.0	52.0	28.0	37.0	42.0	42.0	38.0	43.0	438.0	334.0	

		<a href="#">Powell</a>								DNC)	DNC)	DNC	DNC								
88th	GER1599	<a href="#">Paul Kramer</a>	Clara Kramer		Mnchen	Y				34.0	(52.0 TLE)	(52.0 TLE)	52.0 DNC	39.0	44.0	48.0	45.0	42.0	31.0	439.0	335.0
89th	CAN258	Jillian Eisener	David Kagan		Waterdown					(52.0 TLE)	(52.0 TLE)	52.0 TLE	41.0	45.0	43.0	39.0	39.0	37.0	52.0 TLE	452.0	348.0
90th	CAN1414	<a href="#">Ian Donaldson</a>	Aaron Strahle		Toronto	Y				(52.0 DNC)	(52.0 DNC)	52.0 DNC	52.0 DNC	24.0	47.0	49.0	52.0 DNF	44.0	31.0	455.0	351.0
91st	HKG2166	Scarlett Manzoni	Florrie Manzoni		Aberdeen Marina	Y	F			(52.0 TLE)	(52.0 DNC)	52.0 DNC	52.0 DNC	26.0	36.0	52.0 TLE	45.0	47.0	43.0	457.0	353.0
92nd	CAN1461	<a href="#">Joshua Yale</a>	Michael Lynch		Toronto	Y				(52.0 TLE)	(52.0 DNC)	52.0 RET	52.0 DNC	39.0	43.0	43.0	46.0	40.0	42.0	461.0	357.0
93rd	HKG2164	<a href="#">Clara Krantz</a>	Freya Darnton		Hong Kong	Y	F			(52.0 TLE)	(52.0 DNC)	52.0 DNC	52.0 DNC	46.0	46.0	47.0	42.0	35.0	41.0	465.0	361.0
94th	CAN1450	Freja Frykman	Astrid Frykman		Vancouver	Y	F			(52.0 DNC)	(52.0 DNC)	52.0 DNC	52.0 DNC	34.0	45.0	52.0 TLE	43.0	44.0	47.0	473.0	369.0
95th	CAN2294	<a href="#">Nicholas Roberts</a>	Alex Collins		Seattle					(52.0 TLE)	42.0	38.0	(52.0 DNC)	48.0	52.0 TLE	52.0 TLE	48.0	46.0	46.0	476.0	372.0
96th	CAN1432	Luka Ryder-Bunting	Robin Moffatt		Belfountain	Y	F			(52.0 DNC)	(52.0 TLE)	52.0 TLE	52.0 DNC	48.0	42.0	40.0	40.0	52.0 DNC	52.0 DNC	482.0	378.0
97th	CAN827	<a href="#">Ryan Wynott</a>	Julian Retzlaff		Toronto					(52.0 TLE)	(52.0 DNC)	52.0 DNC	52.0 DNC	49.0	48.0	46.0	43.0	52.0 TLE	47.0	493.0	389.0
98th	CAN859	<a href="#">Louis Riel-Brockie</a>	Alexander Kruczkowski		Mississauga	Y				(52.0 DNC)	(52.0 DNC)	52.0 DNC	52.0 DNC	46.0	46.0	52.0 TLE	47.0	49.0	49.0	497.0	393.0
99th	CAN1449	Cam Dean	Graeme Strathdee		Toronto	Y				(52.0 DNC)	(52.0 DNC)	52.0 DNC	52.0 DNC	51.0	52.0 TLE		44.0	52.0 DNC	52.0 DNC	502.0	398.0
100th	CAN850	<a href="#">Mac Morrin</a>	Florence Hogg		Kingston					(52.0 TLE)	(52.0 TLE)	52.0 DNF	52.0 DNC	47.0	52.0 TLE	52.0 TLE	49.0	52.0 DNF	52.0 DNC	512.0	408.0
101st	CAN1252	Francesca Bray	Shaughnessy Cudmore-Keating		Barrie	Y				(52.0 DNC)	(52.0 DNC)	52.0 DNC	52.0 DNC	50.0	49.0	50.0	52.0 TLE	52.0 DNF	52.0 DNC	513.0	409.0

## PENALTY CODES

UFD : Amendment #3 SI 12.4

A30% : SI 18.1

10% : SI 20.3 Checkout/ checkin failure

RDG r : Average points for races 5,6,&amp; 7

BFD : Disqualification under rule 30.3

OCS : On Course Side

DNC : Did not start

DNF : Did not finish

DSQ : Disqualification

Sailwave Scoring Software 2.16.7

[www.sailwave.com](http://www.sailwave.com)

[www.cork.org](http://www.cork.org)  
[sail@cork.org](mailto:sail@cork.org)

<http://www.29erworlds.org/>